








## Storm Preparedness Checklist

Gulf of Mexico hurricane season runs from June 1 to November 30. Taking action early and stocking up on storm prep essentials will help put your mind at ease — while helping to keep your family, pets and property safe.

Download and print your storm prep checklist to use while shopping and planning.

 <b>Vehicle</b>	 <b>Important documents</b>
<p><b>Act as soon as a severe weather warning is issued.</b></p> <ul style="list-style-type: none"> <li><input type="checkbox"/> Fill gas tank</li> <li><input type="checkbox"/> Check spare tire</li> </ul>	<p><b>Secure your documents in a waterproof bag.</b></p> <ul style="list-style-type: none"> <li><input type="checkbox"/> Photo IDs (driver's license, passports, social security cards)</li> <li><input type="checkbox"/> Personal records (birth, marriage, wills)</li> <li><input type="checkbox"/> Medical records (prescriptions, insurance cards, healthcare providers)</li> <li><input type="checkbox"/> Financial information (bank, debit and credit cards)</li> <li><input type="checkbox"/> Property information (leases, mortgages, deeds, insurance, auto records)</li> <li><input type="checkbox"/> Family photos and keepsakes</li> <li><input type="checkbox"/> Important contact information (family, friends, work, schools, doctors)</li> <li><input type="checkbox"/> Utility bills or mail (to show proof of residence)</li> </ul>
 <b>Water, food and medication</b>	
<p><b>Ensure you have a 7-day supply for each person and pet.</b></p> <ul style="list-style-type: none"> <li><input type="checkbox"/> 1 gallon of water per person per day</li> <li><input type="checkbox"/> Non-perishable food</li> <li><input type="checkbox"/> Hand-operated can opener</li> <li><input type="checkbox"/> Plastic utensils, cups and plates</li> <li><input type="checkbox"/> Pet food</li> <li><input type="checkbox"/> Baby food and bottles</li> <li><input type="checkbox"/> Regularly used medications</li> <li><input type="checkbox"/> First aid kit</li> </ul>	
 <b>Toolkit</b>	
<p><b>Basic toolkit, plus:</b></p> <ul style="list-style-type: none"> <li><input type="checkbox"/> Flashlights for each family member</li> <li><input type="checkbox"/> Extra batteries</li> <li><input type="checkbox"/> Waterproof matches or lighter</li> <li><input type="checkbox"/> Duct tape</li> <li><input type="checkbox"/> Tarp</li> <li><input type="checkbox"/> Rope</li> </ul>	
 <b>Communication</b>	
<ul style="list-style-type: none"> <li><input type="checkbox"/> Charge your phone</li> <li><input type="checkbox"/> Make &amp; distribute a family emergency plan</li> <li><input type="checkbox"/> Battery powered or hand-cranked AM/FM radio or NOAA Weather radio</li> <li><input type="checkbox"/> Whistle</li> </ul>	
	 <b>Cash</b>
	<ul style="list-style-type: none"> <li><input type="checkbox"/> Get cash in case banks are closed or stores can't process debit and credit cards.</li> </ul>
	 <b>House</b>
	<ul style="list-style-type: none"> <li><input type="checkbox"/> Plywood windows</li> <li><input type="checkbox"/> Sand bags for exterior doors</li> <li><input type="checkbox"/> Turn off propane tanks</li> <li><input type="checkbox"/> Have an extra set of house keys</li> <li><input type="checkbox"/> Bring outdoor furniture indoors</li> <li><input type="checkbox"/> Listen to the radio or TV for important information</li> <li><input type="checkbox"/> Fill the bathtub with water to use for flushing the toilet</li> <li><input type="checkbox"/> Fill coolers with ice</li> </ul>



### Emergency "go" bag

- ☐ Backup medication (at a 7-day supply)
- ☐ Glasses, contact lenses and eye care items
- ☐ Important documents bag
- ☐ Clothes
- ☐ Food and water
- ☐ First aid kit
- ☐ Cash
- ☐ Phone and charger
- ☐ Keepsakes



### Personal hygiene and clothing

- ☐ Soap
- ☐ Hand sanitizer
- ☐ Toothbrush and toothpaste
- ☐ Disinfectant wipes
- ☐ Toilet paper
- ☐ Paper towels
- ☐ Garbage bags
- ☐ Rain gear
- ☐ Change of clothes and sturdy shoes



### Evacuation kit

- ☐ Plan for a place to stay
- ☐ Plan and familiarize yourself with different evacuation routes
- ☐ Notify family and friends
- ☐ Road map
- ☐ Food and water
- ☐ Baby food and bottles
- ☐ Pet supplies
- ☐ Sleeping bag
- ☐ Rain gear
- ☐ Towels
- ☐ Blankets and pillows
- ☐ Car charger
- ☐ Flashlights
- ☐ Extra batteries
- ☐ Waterproof matches or lighter
- ☐ Whistle
- ☐ Book, games and toys